



ARPA 23 HORIZONTAL

26 elements, height 878 mm, length 2020 mm. Brown finish (cod. 09). Configuration cod. 01.



Technical features:

- round section manifold, 30 mm diameter
- 23 mm diameter steel round pipes
- threading at the ends of the manifolds, right G 1/2"
- maximum working pressure 8 bar
- maximum working temperature 95°C

Finishes available	Surcharge
Standard White	
Classic finishes	
Special finishes	
Other RAL colors	

Finishing codes see page 596.



Model	Code	Depth P mm	Lenght L mm	Conn. C. L' mm	Weight Kg	Cap. lt
520	SI1 0520 YY 01 A4 01 H	50	520	470	0,46	0,20
550	SI1 0550 YY 01 A4 01 H	50	550	500	0,48	0,20
650	SI1 0650 YY 01 A4 01 H	50	650	600	0,55	0,24
670	SI1 0670 YY 01 A4 01 H	50	670	620	0,56	0,24
700	SI1 0700 YY 01 A4 01 H	50	700	650	0,58	0,25
750	SI1 0750 YY 01 A4 01 H	50	750	700	0,62	0,27
850	SI1 0850 YY 01 A4 01 H	50	850	800	0,69	0,30
870	SI1 0870 YY 01 A4 01 H	50	870	820	0,70	0,31
920	SI1 0920 YY 01 A4 01 H	50	920	870	0,74	0,33
1220	SI1 1220 YY 01 A4 01 H	50	1220	1170	0,95	0,42
1520	SI1 1520 YY 01 A4 01 H	50	1520	1470	1,16	0,52
1820	SI1 1820 YY 01 A4 01 H	50	1820	1770	1,37	0,62
2020	SI1 2020 YY 01 A4 01 H	50	2020	1970	1,50	0,69
2520	SI1 2520 YY 01 A4 01 H	50	2520	2470	1,85	0,85

Price included:

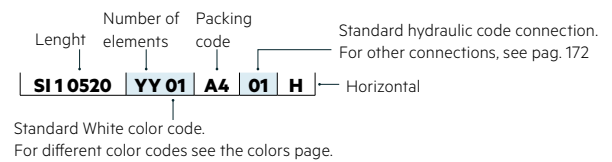


Number of elements:

Radiators with an odd number of elements will be supplied at the same price as a radiator with the next even number of elements.

For example: a ARPA 23 Horizontal 1820 lenght and 7 elements wide = the price of a ARPA 23 Horizontal 1820 lenght and 8 elements wide.

Key Codes



ARPA 23 Horizontal: Power in Watt for linear metre


N. el.	4	6	8	10	12	14	16	18	20	22	24	26	28	30	32	34	36	38	40
Bitu/h a Δt= 50°C	617,3	946,7	1272,7	1594,7	1910,8	2221,1	2525,7	2823,7	3115,3	3400,0	3678,6	3950,3	4215,6	4474,0	4726,3	4972,1	5211,5	5444,3	5671,3
Watt a Δt= 50°C	180,8	277,3	372,8	467,1	559,7	650,6	739,8	827,1	912,5	995,9	1077,5	1157,1	1234,8	1310,5	1384,4	1456,4	1526,5	1594,7	1661,2
Watt a Δt= 40°C	137,4	210,9	283,7	355,7	426,6	497,1	566,5	634,9	700,2	764,0	826,2	885,5	943,0	999,1	1063,0	1119,2	1173,9	1227,4	1279,5
Watt a Δt= 30°C*	96,4	148,2	199,5	250,3	300,6	351,4	401,6	451,5	497,6	542,8	586,7	627,2	666,2	704,2	756,1	797,1	836,7	875,9	913,8
Watt a Δt= 20°C	58,5	90,1	121,4	152,6	183,5	215,5	247,3	279,3	307,5	335,3	362,1	385,7	408,2	430,1	467,8	494,0	519,2	544,4	568,6
Modification index	1,231	1,227	1,224	1,221	1,217	1,206	1,196	1,185	1,187	1,188	1,190	1,199	1,208	1,216	1,184	1,180	1,177	1,173	1,170

(*) Thanks to the high performance of Irsap ARPA 23 Horizontal radiators, the ideal Δt for low temperature projects is Δt at 30°C.


For Δt different from 50°C use the formula: Q=Qn (Δt / 50)ⁿ

Special Options

Cod. 88



Cod. 82



Cod. 80



Manifolds:

The pipefittings welded on the side manifold can be positioned at any point at a specified distance between centres. It is compulsory in this type of installation to install a diaphragm during production to ensure the product functions correctly. The minimum possible distance between centres is equal to 50 mm (cod. 88), while the maximum distance depends on the length of the radiator (cod. 82).

The maximum distance between centres is equal to the number of elements - 2 multiplied by 34 (element pitch): H' = 34 x (n° of elements - 2).

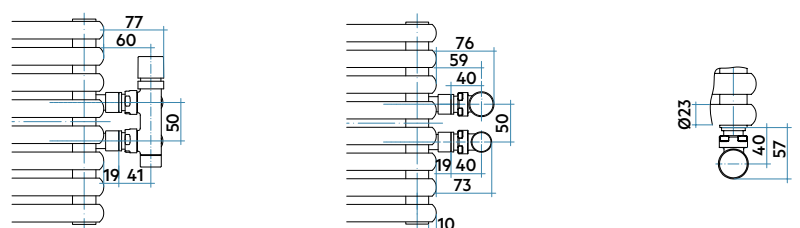
Side Connections (Cod. M82, M88): for side water connections insert an internal flow diverter to the bottom manifold

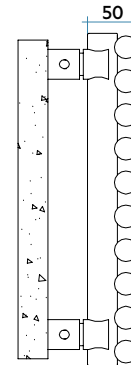

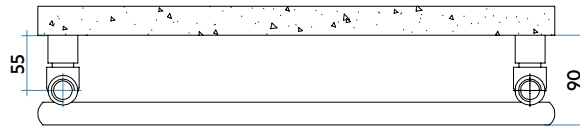
Internal Diaphragm (Cod. M80): Prearrangement for side connections with 1/2" welded fittings and internal baffle

Configured for connection with single-pipe valve: connection available only for modul and/or double-pipe systems, no monotube valve with loop - (specify water inlet)

For other connections see page 172

Connection dimensions with IRSAP valves



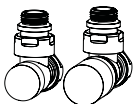


COMPLETE BATTERY DATA

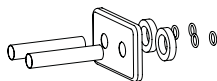
LENGHT (L)

(H)		520	550	650	670	700	750	850	870	920	1220	1520	1820	2020	2520
Height mm 130 yy = N° elem. 4	W	94	99	118	121	127	136	154	157	166	221	275	329	365	456
Height mm 198 yy = N° elem. 6	W	144	153	180	186	194	208	236	241	255	338	421	505	560	699
Height mm 266 yy = N° elem. 8	W	194	205	242	250	261	280	317	324	343	455	567	678	753	939
Height mm 334 yy = N° elem. 10	W	243	257	304	313	327	350	397	406	430	570	710	850	944	1177
Height mm 402 yy = N° elem. 12	W	291	308	364	375	392	420	476	487	515	683	851	1019	1131	1410
Height mm 470 yy = N° elem. 14	W	338	358	423	436	455	488	553	566	599	794	989	1184	1314	1640
Height mm 538 yy = N° elem. 16	W	385	407	481	496	518	555	629	644	681	903	1124	1346	1494	1864
Height mm 606 yy = N° elem. 18	W	430	455	538	554	579	620	703	720	761	1009	1257	1505	1671	2084
Height mm 674 yy = N° elem. 20	W	475	502	593	611	639	684	776	794	840	1113	1387	1661	1843	2300
Height mm 742 yy = N° elem. 22	W	518	548	647	667	697	747	847	866	916	1215	1514	1813	2012	2510
Height mm 810 yy = N° elem. 24	W	560	593	700	722	754	808	916	937	991	1315	1638	1961	2177	2715
Height mm 878 yy = N° elem. 26	W	602	636	752	775	810	868	984	1007	1065	1412	1759	2106	2337	2916
Height mm 946 yy = N° elem. 28	W	642	679	803	827	864	926	1050	1074	1136	1506	1877	2247	2494	3112
Height mm 1014 yy = N° elem. 30	W	681	721	852	878	917	983	1114	1140	1206	1599	1992	2385	2647	3302
Height mm 1082 yy = N° elem. 32	W	720	761	900	928	969	1038	1177	1204	1274	1689	2104	2520	2796	
Height mm 1150 yy = N° elem. 34	W	757	801	947	976	1019	1092	1238	1267	1340	1777	2214	2651	2942	
Height mm 1218 yy = N° elem. 36	W	794	840	992	1023	1069	1145	1298	1328	1404	1862	2320	2778	3084	
Height mm 1286 yy = N° elem. 38	W	829	877	1037	1068	1116	1196	1355	1387	1467	1946	2424	2902	3221	
Height mm 1354 yy = N° elem. 40	W	864	914	1080	1113	1163	1246	1412	1445	1528	2027	2525	3023		

Decorative & Technical Accessories



Kit Valves and
Lockshield valve
Pag. 562



Pipe cover kit
Pag. 566

